


# Monster




How 2 Play




**Team 1**




**Team 2**




**Team 3**




**Team 4**




**Team 5**




**Team 6**



**Team 7**



**Team 8**



**a laptop**

I use a laptop to do some internet research and chat.



A1

**a TV**

I use a TV to watch the news,  
programmes, films.



A2



A3

**a video camera**

I use a video camera to film some parties.



**an MP3 player**

I use an MP3 player to listen to  
music.







A6

**a digital camera**

I use a digital camera to take and show photos to my friends.



# a microwave oven

I use a microwave oven to cook  
and reheat the food.



# a mobile phone

I use a mobile phone to make and receive some calls.



**a robot**

I use a robot to do homework for  
me.





B4

# games console

I use games console to play  
computer games.



It is a small electronic gadget for playing music.  
It was made by the Apple computer company.  
You can carry it around with you and it can store  
a lot of music files which you get from the Internet.  
It is a/an \_\_\_\_\_ .

an iPod







B7

**It is a small portable computer.**

**You can carry it around with you and it can sit on your lap. You can use it to connect the Internet, send e-mails, store information.**

**It is a/an \_\_\_\_\_ .**

a laptop



**It is a small mobile device that we use  
to call other people, take pictures,  
send text messages, connect the Internet,  
store information.**

**It is a/an \_\_\_\_\_ .**

**a smart phone**



**C2**



C3

**It is an electronic device  
that is connected to a computer  
and produces images on a website.  
It is a/an \_\_\_\_\_ .**

**a webcam**



**It is a small mobile computer device  
that was made by the Apple computer company.  
You can hold it in your hands  
and carry around with you.  
It is bigger than a smart-phone  
but smaller than a laptop.  
We use it for entertainment  
(listening to music or playing games...).**  
It is a/an \_\_\_\_\_ .

an iPad



**It is a small electronic device  
that we use to read stories in different  
languages, make notes and translate words.**

**It is a/an \_\_\_\_\_ .**

**an electronic book**





C7



**It is a virtual animal we play with.  
We can feed it, walk it, train it, clean after it.  
All we have to do is press buttons on the gadget.  
It is a/an \_\_\_\_\_ .**

**a robot pet**



**D1**



D2



a calculator



E1



a camcorder



E2



a digital camera



E3



a games console



E4

.... is used to cut and collect the grass.

It is a/an \_\_\_\_\_ .

a mower



.... is used to wake up people  
and to tell the time.

It is a/an \_\_\_\_\_ .

an alarm clock





**... is used to wash the dishes.  
It is a/an \_\_\_\_\_ .**

**a dishwasher**



**... is used to perform everyday cleaning.  
It is a/an \_\_\_\_\_ .**

**a vacuum cleaner**





F4

**... is used to send and receive  
urgent messages.**

**It is a/an \_\_\_\_\_ .**

**a fax machine**



**F5**



F6

**We put them into the ears  
and listen to music.  
It is \_\_\_\_\_ .**

**headphones**





a vacuum cleaner



G1



3d glasses




G2





G3



3d printer



G4



G5




G6

# Monster

Created by Brian Castledine

- Copy Monster on previous slide to desired number of slides.
- I find it helps to remove question and answer box on slides with a monster.
- Put questions in big squares and answers in the little ones.
- Divide class into desired number of teams.
- Each team takes turns picking questions from question board.
- If a team answers a question correctly they get one point.
- If a team finds a monster they get to steal two points from another team.
- Click on the house button to go to the score card and the house button again to go to the question board again.
- Click on a grey circle to add a point and click on a yellow circle to remove that point.
- The team with the most points when all the questions are answered or you run out of time is the winner.

**Hint:**



**A**



# How to Use the Hangman Slide

- First delete all boxes in the desired slide, but **don't delete the slide itself.**
- Then copy everything from the hangman slide to that one by left clicking and selecting all the items then pressing Ctrl + C.
- Go to the slide you want to add it to add press Ctrl + V.
- Now just copy the letter and the little box below it **at the same time** as many times as you need to spell whatever word you want.
- Just change the letter to the one you need.
- To reveal the letter just click on the little box below it.
- To add a part to the hangman for a wrong letter just click on the base of the hangman pole.
- Keep going till the head appears or they spell the word.
- There should also be sound effects for right and wrong answers.
- Enjoy!